

Command EDIT EXTENDED for HMG library.

(c) Cristóbal Mollá [cemese@terra.es]

This program is free software; you can redistribute it and/or modify it under the terms of the GNU General Public License as published by the Free Software Foundation; either version 2 of the License, or (at your option) any later version.

Description

EDIT EXTENDED, is a command to manage a database.

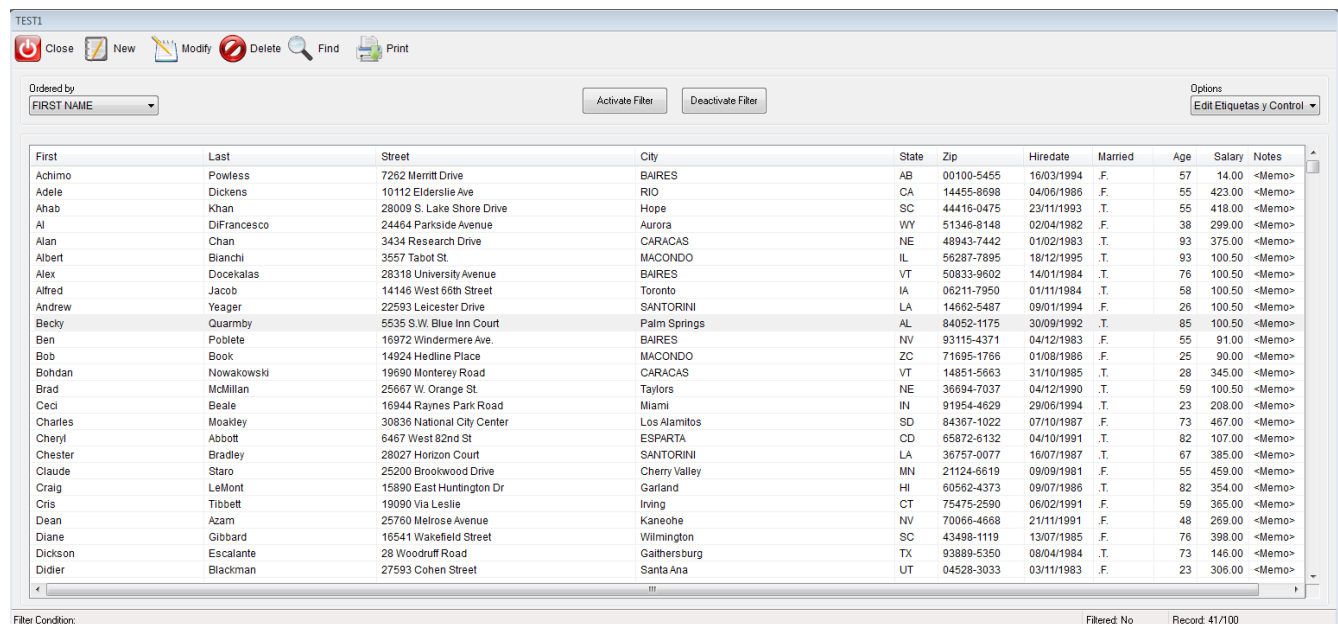
Initially it is made to manage databases using DBFNTX y DBFCDX drivers.

Others databases drivers will render unexpected results.

Limitations

- Does not implement ListBox or ComboBox
- You can not search by memo neither by logical fields.
- You can not search on compound indexes.
- If you do, the search will use just the first field on the compound index.

List Window



TEST1

Close New Modify Delete Find Print

Ordered by: FIRST NAME

Activate Filter Deactivate Filter

Options: Edit Etiquetas y Control

First	Last	Street	City	State	Zip	Hiredate	Married	Age	Salary	Notes
Achimo	Powless	7262 Merritt Drive	BAIRES	AB	00100-5455	16/03/1994	F.	57	14.00	<Memo>
Adele	Dickens	10112 Elderslie Ave	RIO	CA	14455-8698	04/06/1986	F.	55	423.00	<Memo>
Ahab	Khan	28009 S. Lake Shore Drive	Hope	SC	44416-0475	23/11/1993	T.	55	418.00	<Memo>
Al	DiFrancesco	24464 Parkside Avenue	Aurora	WY	51346-8148	02/04/1982	F.	38	299.00	<Memo>
Alan	Chan	3434 Research Drive	CARACAS	NE	48943-7442	01/02/1993	T.	93	375.00	<Memo>
Albert	Bianchi	3557 Tabot St.	MACONDO	IL	56287-7895	18/12/1995	T.	93	100.50	<Memo>
Alex	Docekalas	28318 University Avenue	BAIRES	VT	50833-9602	14/01/1984	T.	76	100.50	<Memo>
Alfred	Jacob	14146 West 66th Street	Toronto	IA	06211-7950	01/11/1984	T.	58	100.50	<Memo>
Andrew	Yeager	22593 Leicester Drive	SANTORINI	LA	14662-5487	09/01/1994	F.	26	100.50	<Memo>
Becky	Quarmby	5535 S.W. Blue Inn Court	Palm Springs	AL	84052-1175	30/09/1992	T.	85	100.50	<Memo>
Ben	Poblete	16972 Windermere Ave.	BAIRES	NV	93115-4371	04/12/1983	F.	55	91.00	<Memo>
Bob	Book	14924 Hedline Place	MACONDO	ZC	71695-1766	01/08/1986	F.	25	90.00	<Memo>
Bohdan	Nowakowski	19690 Monterey Road	CARACAS	VT	14851-5663	31/10/1985	T.	28	345.00	<Memo>
Brad	McMillan	25667 W. Orange St.	Taylor	NE	36694-7037	04/12/1990	T.	59	100.50	<Memo>
Caci	Beale	16944 Raynes Park Road	Miami	IN	91954-4629	29/06/1994	T.	23	208.00	<Memo>
Charles	Moakley	30836 National City Center	Los Alamitos	SD	84367-1022	07/10/1987	F.	73	467.00	<Memo>
Cheryl	Abbott	6487 West 82nd St	ESPARTA	CD	65872-6132	04/10/1991	T.	82	107.00	<Memo>
Chester	Bradley	28027 Horizon Court	SANTORINI	LA	36757-0077	16/07/1987	T.	67	385.00	<Memo>
Claude	Staro	25200 Brookwood Drive	Cherry Valley	MN	21124-6619	09/09/1981	F.	55	459.00	<Memo>
Craig	LeMont	15890 East Huntington Dr	Garland	HI	60562-4373	09/07/1986	T.	82	354.00	<Memo>
Cris	Tibbett	19090 Via Leslie	Irving	CT	75475-2590	06/02/1991	F.	59	365.00	<Memo>
Dean	Azam	25760 Melrose Avenue	Kaneohe	NV	70066-4668	21/11/1991	F.	48	269.00	<Memo>
Diane	Gibbard	16541 Wakefield Street	Wilmington	SC	43498-1119	13/07/1985	F.	76	398.00	<Memo>
Dickson	Escalante	28 Woodruff Road	Galthersburg	TX	93889-5350	08/04/1984	T.	73	146.00	<Memo>
Didier	Blackman	27593 Cohen Street	Santa Ana	UT	04528-3033	03/11/1983	F.	23	306.00	<Memo>

Filter Condition: Filtered: No Record: 41/100

Syntax

All the parameters are optional.

```
EDIT EXTENDED ;
[ WORKAREA cWorkArea ] ;
[ TITLE cTitle ] ;
[ FIELDNAMES acFieldNames ] ;
[ FIELDMESSAGES acFieldMessages ] ;
[ FIELDENABLED alFieldEnabled ] ;
[ TABLEVIEW alTableView ] ;
[ OPTIONS aOptions ] ;
[ ON SAVE bSave ] ;
[ ON FIND bFind ] ;
[ ON PRINT bPrint ]
```

Basic use

EDIT EXTENDED WORKAREA cWorkArea

Edit Window

The screenshot shows a 'Modify record' dialog box with a light blue title bar and a toolbar containing 'Cancel', 'Ok', and 'Copy' buttons. The form contains the following fields:

- First: Andrew
- Last: Yeager
- Street: 22593 Leicester Drive
- City: Kempton Park
- State: LA
- Zip: 14662-5487
- Hiredate: ☒ 09/01/1994
- Married: ☐
- Age: 26
- Salary: 100.50
- Notes: This is a test for record 52

Two red arrows point to the 'City' and 'State' text boxes, with the text 'No ListBox' written in red between them, indicating that these fields are not using a list box for data entry.

If no parameter is passed, EDIT command will use the open database in the actual area.

- [cWorkArea] Text string with the alias name of the database to work on.
By default, it will be the active one.
- [cTitle] Text string with the title of the main browse window.
By default, it will be the alias of the active db.
- [acFieldNames] Text array with the descriptive name of the fields in the database
Should agree with database fields number.
Should agree with database fields number the field names. ???
- [acFieldMessages] Text array to be used on the status bar when adding or editing a record
Should agree with database fields number.
If it is empty, will be filled with system default values.
- [alFieldEnabled] Logic array showing if the corresponding field is enabled at editing time.
Should agree with database fields number.
By default, all fields will be enabled (.t.).
- [aTableView] Logic array showing if the corresponding field is visible on the main browser table.
Should agree with database fields number.
By default, all fields will be visible (.t.).
- [aOptions] 2 level array. First one is a text array, while the second contains code blocks
First subarray contains the option descriptions.
Second one contains the code blocks to be executed when selected.
If none is passed, the choose option list will be disabled.
- [bSave] Code block like { |aValues, lNew| Action }
which will be used when save button is clicked.
- aValues will contain the fields to save.
- lNew shows if you are adding new (.t.) or editing (.f.) record
Should return .t. to exit the edit mode.
If empty, the fields will be saved by internal routine.
- [bFind] Code block to be used when SEARCH button is clicked.
If empty, internal routine will be used.
- [bPrint] Code block to be used when LIST button is clicked.
If empty, internal routine will be used.

Función ABM3() <Editexplus> para la librería HMG.

It is a modification to the ABM2() function (EDIT EXTENDED command)

The parameters are the same as the EDIT EXTENDED command plus an additional one (the 11th) which is the name of a file with the description of the form. (xxxxx.arr)

This file is generated automatically (as explained below).

See DEMO.PRG to see example on calling EDIT EXTEND command

Example with 2 horizontally distributed columns

The screenshot shows a 'Modify record' dialog box with a light blue header bar containing 'Cancel', 'Ok', and 'Copy' buttons. The form is divided into two columns. The left column contains: First (text box with 'Andrew'), Street (text box with '22593 Leicester Drive'), State (dropdown menu with 'LA'), Hiredate (checkbox with '09/01/199'), Age (text box with '26'), and Notes (text area with 'This is a test for record 52'). The right column contains: Last (text box with 'Yeager'), City (dropdown menu with 'SANTORINI'), Zip (text box with '14662-5487'), Married (checkbox), and Salary (text box with '100.50'). Red arrows point to the 'LA' dropdown menu and the 'SANTORINI' dropdown menu, both labeled 'ListBox'. A red arrow points to the 'Notes' text area, labeled 'Size changed'.

Example with 3 vertically distributed columns

The screenshot shows a 'Modify record' dialog box with a light blue header bar containing 'Cancel', 'Ok', and 'Copy' buttons. The form is divided into three columns. The first column contains: First (text box with 'Alan'), Last (text box with 'Chan'), Street (text box with '3434 Research Drive'), and City (dropdown menu with 'CARACAS'). The second column contains: State (dropdown menu with 'NE'), Zip (text box with '48943-7442'), Hiredate (checkbox with '01/02/198'), and Married (checkbox). The third column contains: Age (text box with '93'), Salary (text box with '375.00'), and Notes (text area with 'This is a test for record 35').

Compatibility Mode:

Without including file "dBaseName.arr" (The 11th parameter) it goes in compatibility mode.

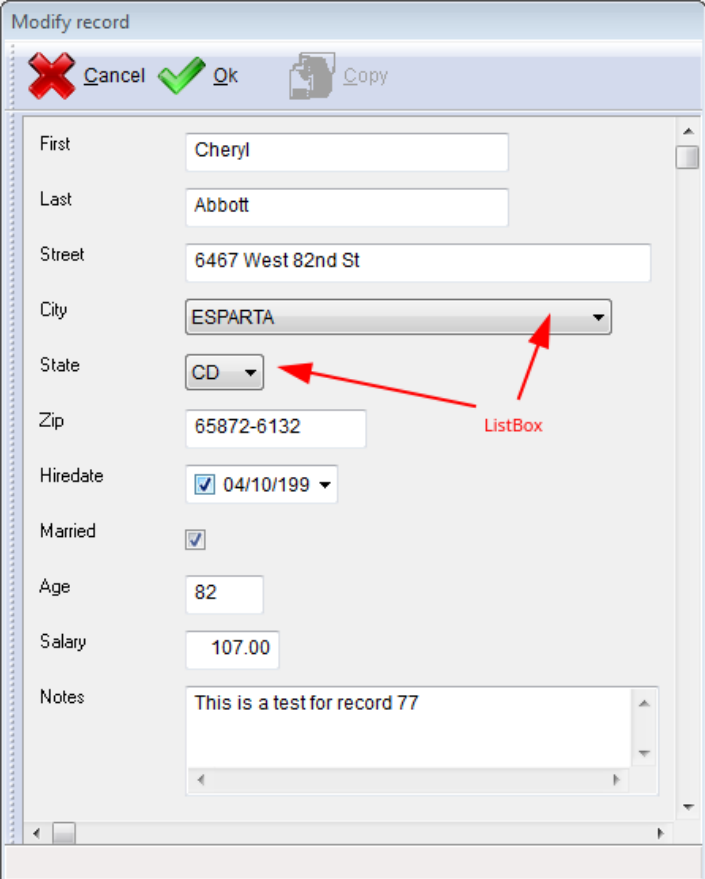
ListBoxes are implemented independently of parameter 11, but they can work in conjunction with him. (or without him)

This form was traditionally generated but includes ListBox.

The ListBox appears only if it is included the corresponding function, as explained below.

By not including the additional parameter, the traditional arrangement is used but the functions that determine the use of the ListBox are recognized.

If you want full compatibility please do not include those functions.



The screenshot shows a 'Modify record' dialog box with a light blue header bar containing 'Cancel', 'Ok', and 'Copy' buttons. The form contains the following fields:

- First: Cheryl
- Last: Abbott
- Street: 6467 West 82nd St
- City: ESPARTA (dropdown menu)
- State: CD (dropdown menu)
- Zip: 65872-6132
- Hiredate: ☒ 04/10/199 (dropdown menu)
- Married: ☒
- Age: 82
- Salary: 107.00
- Notes: This is a test for record 77 (text area)

Two red arrows point to the 'City' and 'State' dropdown menus, with the label 'ListBox' written in red text between them.

Creation of array definition files

Simply running 'ABM3generar()' in "h_edit_makeArray.prg"
(This function should not be available in the final project)

In the DEMO in the menu / Make arrays / make all 4 arrays.

4 files are created so that you choose the one that best suits your need.

You can choose any and take it where it will be used. You can change the name if you wish.

'ABM3generar()' called without parameters uses the active database.

If the table is indicated, it will generate the definition files for that table.

In the final project should be "h_edit_exPlus.prg" where is the ABM3() function along with the newly created .arr file.

How to make the ListBox

For this, a simple function must be created for each text control.

The name of this function must have the form 'LB_dbName_FieldName' and must return an array of text with the list of options.

Example in 'demo.prg'

```
FUNCTION LB_Test2_STATE()  
RETURN {"AB","CD","AR","CA","AO","ZC","SC","WY","NE","IL","VT","IA","LA"}
```

This function must be visible when calling ABM3 ()

Personal considerations

I understand that it is not the most elegant solution, but it opens a door to an important limitation.

In a simple way we have a ListBox that works with only 2 lines of code.

With a little more work, we can create a function that reads the definitions of another table and presents them in matrix form. It should work fine if the list is not very long.

Another approach would be to pass the arrays as parameters, or the name of the function.

Looking forward, you might think of a way to have a related ListBox, based on the relationships between tables or passes as a parameter. In principle I do not see any impediment to do so. (Out of the fact that a good programmer would be needed, which is not my case)

Edit Extended could be useful even for those who do not wish to use it in the final presentation of the product, as they can start working on the important or complicated parts of the system in a few minutes with a usable system, compared to the hours that would be needed to design all the screens of a complex system.

Nothing prevents that subsequently, with the functional objectives already achieved, some (or all) screens are replaced by forms designed specifically, a task that can even be derived or performed in parallel.

How to make small modifications

A relatively simple function is provided for this purpose.

It reads the array "xxxx.arr" with the definition of the controls and labels and allows you to modify their relative positions and their size, as well as the text of the messages.

Attention: Use it very carefully.

It is a very elementary function. It does not perform any checks. It has no undo.

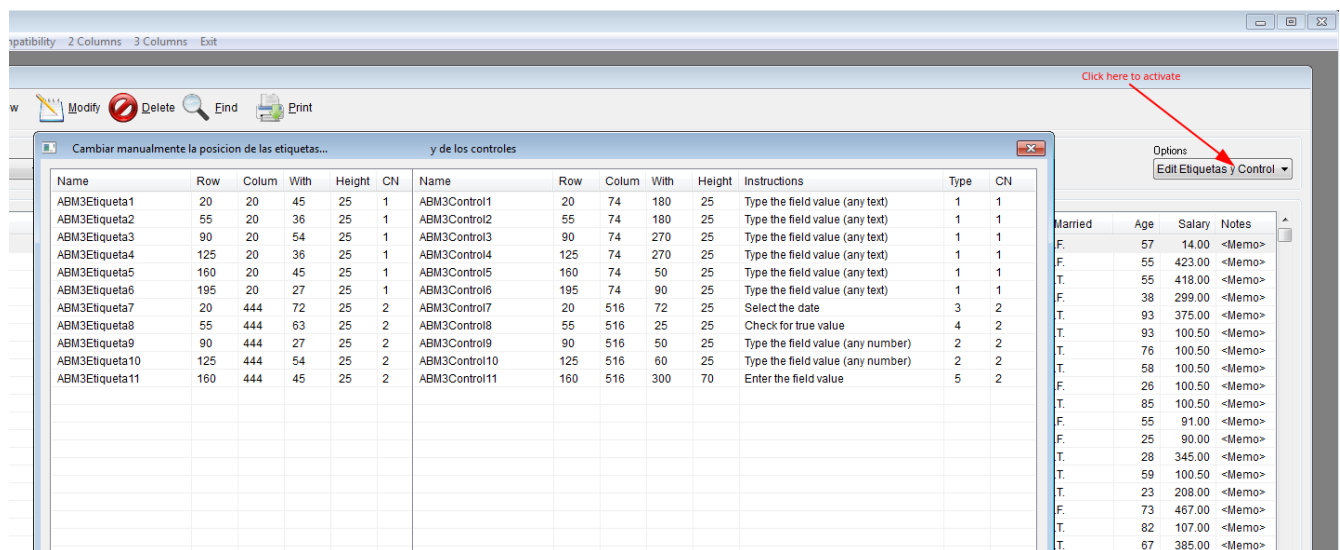
If everything breaks down the only solution is to recreate the file.

It does not recalculate the size of the window so a control may end up outside the visible space.

It is recommended only for small adjustments although in practice it is very powerful.

Radical changes in position could be made, including adding new text labels.

Its use is at the discretion (and risk) of the designer. It is provided only as an option.



The file "h_edit_ModifArray.prg" contains the function "ModificarArray()"

The 'user option' available in Edit Extended is used in the DEMO (see demo.prg)

This is available in the List window at the top right.

A box opens with the position of the defined labels and controls.

It works on the definition file (xxxx.arr) that is currently in use.

With Click or Enter you can modify the value of any box. As mentioned it does not do any control.

The array is saved when closing this window (it doesn't matter if something was changed or not)

To make the changes effective, you must close the list window and open it again to read the recently modified file.

Summarizing

- The file 'h_edit_exPlus.prg' is the only one that should be included in the final project.
-
- The file 'h_edit_makeArray.prg' should only be where the controls are defined.
-
- A separate executable can be generated for that effect. - (todo)
-
- If 'h_edit_ModifArray.prg' is used, it should only be where the controls are defined.
- It should never be available to the user because it will destroy the definition file (xxxx.arr)
-
- The generated 'xxxx.arr' files must be copied to the final project, next to the tables.
-
- The functions 'LB_dbName_FieldName' must exist (be visible) only in the final project.

Technical Considerations

.....to be done.....